


PSR-SCP- 24UC/ESAM4/3X1/1X2/B

Order No.: 2900509

<http://eshop.phoenixcontact.de/phoenix/treeViewClick.do?UID=2900509>

Safety relay to emergency stop and safety door monitoring up to SIL 3 or Cat. 4, PL e according to EN ISO 13849, one- or two-channel operation, automatically or manually supervised activation, 3 enabling current paths, nominal input voltage 24 V AC/DC



Commercial data	
GTIN (EAN)	 4 046356 513579
sales group	G504
Pack	1 pcs.
Customs tariff	85364190
Catalog page information	Page 218 (NTK-2010)

Product notes

WEEE/RoHS-compliant since:
05/26/2009

<http://www.download.phoenixcontact.com>
Please note that the data given here has been taken from the online catalog. For comprehensive information and data, please refer to the user documentation. The General Terms and Conditions of Use apply to Internet downloads.

Technical data

Input data

Nominal input voltage U_N	24 V AC/DC
Input voltage range in reference to U_N	0.85 ... 1.1

Typical input current at U_N	140 mA AC
	65 mA DC
Voltage at input/start and feedback circuit	Approx. 24 V DC
Typical response time	20 ms (man. start)
Typical release time	45 ms (single-channel)
	10 ms (two-channel)
Concurrence input 1/2	Infinite
Recovery time	1 s
Max. permissible overall conductor resistance	Approx. 50 Ω (Input and start circuits at U_N)

Output data

Contact type	3 enabling current paths, 1 signaling current path
Contact material	AgSnO ₂ , + 0.2 μ m Au
Maximum switching voltage	250 V AC/DC
Minimum switching voltage	10 V AC/DC
Limiting continuous current	6 A (N/O contact)
	5 A (N/C contact)
Maximum inrush current	6 A
Inrush current, minimum	10 mA
Sq. Total current	$72 \text{ A}^2 (I_{TH}^2 = I_1^2 + I_2^2 + I_3^2)$
Interrupting rating (ohmic load) max.	144 W (24 V DC, $\tau = 0$ ms)
	288 W (48 V DC, $\tau = 0$ ms)
	77 W (110 V DC, $\tau = 0$ ms)
	88 W (220 V DC, $\tau = 0$ ms)
	1500 VA (250 V AC, $\tau = 0$ ms)
Maximum interrupting rating (inductive load)	48 W (24 V DC, $\tau = 40$ ms)
	40 W (48 V DC, $\tau = 40$ ms)
	35 W (110 V DC, $\tau = 40$ ms)
	35 W (220 V DC, $\tau = 40$ ms)
Switching capacity min.	100 mW
Output fuse	10 A gL/gG NEOZED (N/O contact)
	6 A gL/gG NEOZED (N/C contact)

General data

Width	22.5 mm
Height	99 mm

Depth	114.5 mm
Ambient temperature (operation)	-20 °C ... 55 °C
Ambient temperature (storage/transport)	-40 °C ... 70 °C
Relay type	Electromechanically forcibly guided, dust-proof relay.
Mechanical service life	Approx. 10 ⁷ cycles
Mounting position	Any
Category in acc. with EN 954-1	4
Stop category	0
Name	Air and creepage distances between the power circuits
Standards/regulations	DIN EN 50178/VDE 0160
Rated surge voltage / insulation	4 kV / Basic isolation, (safe isolation, reinforced insulation and 6 kV between input circuit and enabling current paths.)
Rated insulation voltage	250 V
Pollution degree	2
Surge voltage category	III

Connection data

Conductor cross section solid min.	0.2 mm ²
Conductor cross section solid max.	2.5 mm ²
Conductor cross section stranded min.	0.2 mm ²
Conductor cross section stranded max.	2.5 mm ²
Conductor cross section AWG/kcmil min.	24
Conductor cross section AWG/kcmil max	12
Stripping length	7 mm
Screw thread	M3
Connection method	Screw connection

Certificates / Approvals

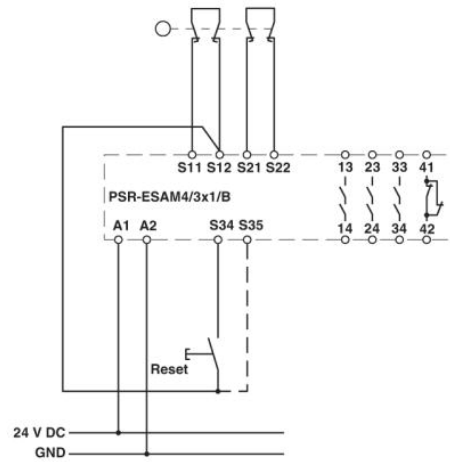
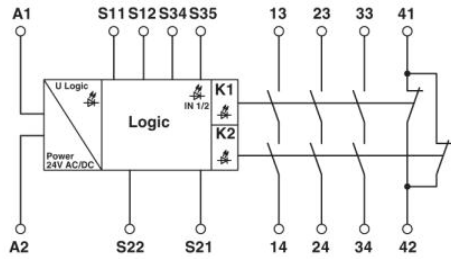


Certification

CUL Listed, GOST, TUEV-RH, UL Listed

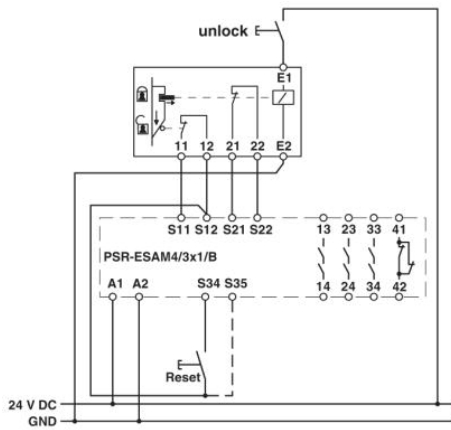
Diagrams/Drawings

Circuit diagram



Cable-operated switch

Switch with guard locking



Address

PHOENIX CONTACT Inc., USA
586 Fulling Mill Road
Middletown, PA 17057, USA
Phone (800) 888-7388
Fax (717) 944-1625
<http://www.phoenixcon.com>



© 2011 Phoenix Contact
Technical modifications reserved;